

**SOLUTIONS BEYOND PRODUCT** DRIVING YOUR BUSINESS

TAKE THE NEXT STEP TOWARDS ACHIEVING  
YOUR GOALS QUICKER, SAFER AND MORE  
EFFICIENTLY.

At IBT, unparalleled personal attention meets specialized product knowledge. With a comprehensive product offering, and variety of professional industrial training and supply-chain management services, our highly-trained staff of supply-strategy professionals can get you where you want to go.

DON'T TAKE OUR WORD FOR IT THOUGH,  
LET OUR 7+ DECADES OF EXPERIENCE SPEAK  
FOR THEMSELVES.

### **IBT – Grain Division**

2525 S. SHERIDAN, WICHITA, KS 67217

***CONTACT OUR GRAIN EXPERTS!***

(316) 946-5761 [GRAIN@IBTINC.COM](mailto:GRAIN@IBTINC.COM)

[www.ibtinc.com/grain](http://www.ibtinc.com/grain)



**PRODUCTS FOR THE  
GRAIN INDUSTRY**



***WHERE PARTS MEET SERVICE.  
WHERE SOLUTIONS MEAN BUSINESS.***



# Table of Contents

<b>Grain Industry Solutions</b>	<b>5</b>
<b>Screw Conveyors</b>	<b>6</b>
Conveyor Screws	6
Troughs	6
Additional Components	6
<b>Drag Conveyors</b>	<b>7</b>
Conveyor Chain	7
Replacement Flights	7
<b>Bucket Elevators</b>	<b>7</b>
Buckets	8
Bucket Hardware	8
<b>Wear Materials</b>	<b>9</b>
Sheet Goods	9
Ceramic Tile	10
Craft Slide Lagging	10
Skirtboard Rubber	11
Pit Covers	11

<b>Belting</b>	<b>11</b>
Rubber Belting	11
PVC/PVG Belting	11
Belt Profiles	12
Belt Lacing	13
Belt Services	13
<b>Pulleys</b>	<b>14</b>
Drum Pulleys	14
Wing Pulleys	14
Spiral Wrap Wing Pulleys	15
Craft Slide Lagging	15
<b>Idlers</b>	<b>15</b>
Impact	15
Troughing	15
<b>Electric Motors</b>	<b>16</b>
Explosion-Proof & TEFC Motors	16
<b>Hose</b>	<b>17</b>
Bulk Material Handling Hose	17
<b>Safety</b>	<b>18</b>
Combustible Dust Protection	18
PPE	16
Fall Protection	16
Services & Training	19
<b>Bearings &amp; PT</b>	<b>19</b>
<b>Pneumatics &amp; Hydraulics</b>	<b>20</b>
<b>General Industrial</b>	<b>20</b>





## BELT PROFILES

IBT offers a comprehensive range of belt profiles to help you achieve optimum performance. All profiles are integrally molded into the belt.

- **Crescent Top**
- **Chevron Top**
- **Continuous Chevron**
- **Mini-bite**
- **V-Cleat**
- **Rough Top**
- **Diamond Top**



## BELT LACING

Mechanical fasteners may be purchased by the box or installed by IBT. Our services also include preparing the belt ends for plate fasteners. Special treatments include: recessed lace, cover flaps, hidden lace.

- **Hinged or Solid Plate Rivet Fasteners**
- **Hinged or Solid Plate Bolt Fasteners**
- **Staple Fasteners**
- **Plastic Rivet Fasteners**
- **Alligator Lacing**
- **Clipper Hook Lacing**
- **Splice Protectors**

## BELT SERVICES

### On-Site Field Vulcanization

IBT's on-site Belt Services Group can perform belt splice vulcanization up to 72" width.


### Full Belt Punch

IBT Belt Technicians can also modify belting and rubber goods in-house to your specs, including:

- **Punched Holes**
- **Cleats**
- **Lugs**
- **Sidewalls**

IBT stocks the necessary hardware for the installation of any of the following splices, most commonly found in elevator leg applications. A full line of heavy-duty splices are also available on request.

- **AB Splice** — Non-ferrous bronze metal of very high tensile strength, rated for belts up to 800 PIW, non-sparking, non-corroding and non-rusting. Bronze color.
- **Durasplice** — Ferrous galvanized cast iron of very high tensile strength. Rated for belts up to 800 PIW. Silver color.



## WEAR MATERIALS

Line your elevator housings, transitions and spouts with our array of premium liner products to reduce wear and lower maintenance costs. IBT stocks 4'x10' sheets in a variety of thickness and compounds for your applications. All liners come in expanded metal back (EMB) with select sizes of fabric backing. Also available in solid metal back and plain backing. Special sizes are also available.

## SHEET GOODS

IBT stocks a variety of sheet goods in multiple sizes and thicknesses, uniquely-designed to handle the abrasive nature of grain. Available in both polyurethane and UHMW, IBT has the sheet goods to help move your grain—ready to ship today!



Our experts can help you select the best liners for your application. Give us a call if you're in need of excellent impact or abrasion resistance.

- **Blue Urethane**
- **Orange High Energy**
- **Red Kryptane**
- **UHMW Stocked in Virgin White**

PRODUCT	SIZE	MATERIAL
Polyurethane 4' x 10' Sheet	1/4" EMB	Expanded Metal Back
Polyurethane 4' x 10' Sheet	1/4" FB	Fabric Back
Polyurethane 4' x 10' Sheet	1/4" SMB	Solid Metal Back
Polyurethane 4' x 10' Sheet	1/4" PB	Plain Back
Polyurethane 4' x 10' Sheet	1/4" EMB	Expanded Metal Back
UHMW 4' x 10' Sheet	1/4" CC	Ceramic Chip
Polyurethane 4' x 10' Sheet	5/16" EMB	Expanded Metal Back
UHMW 4' x 10' Sheet	5/16" CC	Ceramic Chip
Polyurethane 4' x 10' Sheet	3/8" EMB	Expanded Metal Back
Polyurethane 4' x 10' Sheet	3/8" CC	Ceramic Chip
Polyurethane 4' x 10' Sheet	1/2" EMB	Expanded Metal Back
Polyurethane 48" X 100' Roll	3/16" FB	Fabric Back
Polyurethane 48" x 100' Roll	1/4" FB	Fabric Back
UHMW 4' x 10' Sheet	1/8" Thick	Virgin White
UHMW 4' x 10' Sheet	1/4" Thick	Virgin White
UHMW 4' x 10' Sheet	3/8" Thick	Virgin White
UHMW 4' x 10' Sheet	1/2" Thick	Virgin White



## CERAMIC TILE

Designed specifically to withstand the harsh environments of grain operations, IBT offers a range of ceramic tiles in a variety of sizes and shapes. Install any of the following selections with either our industrial grade silicone or two-part epoxy kits. Ceramic chip epoxy grouts are also available.

- *Hex Tile allows for easy application in elbow sections and other tight transition areas. 1/8", 1/4" and 1/2" stocked in 6" x 6" mats.*
- *4" x 6" Rectangular Tile offers excellent wear-resistant properties and comes in plain or weldable. Stocked in 1/4" and 1/2"-thick tiles.*
- *WearPak 600 – This two-part epoxy and ceramic bead kit is ideal for trowel lining of odd transitions and unusual shapes.*

PRODUCT	SIZE
Tile - Plain	6 x 4 x 1/4"
Tile - Weld - AL	6 x 4 x 1/2"
Hex Tile	6 x 6 x 1/8"
Hex Tile	6 x 6 x 1/4"
Hex Tile	6 x 6 x 1/2"
2-Part Epoxy Adhesive Kit	2 Gal Kit



## CRAFT SLIDE LAGGING

Lower maintenance costs and minimize downtime with slide-lag, designed to increase conveyor and elevator performance. Available in a variety of sizes, IBT has the slide-lag your operation needs for field installation.



PRODUCT	MFG. #
Neo Slide Lag-12"	CL501-12
Neo Slide Lag-14"	CL501-14
Neo Slide Lag-16"	CL501-16
Neo Slide Lag-18"	CL501-18
Neo Slide Lag-20"	CL501-20
Neo Slide Lag-24"	CL501-24
Neo Slide Lag-30"	CL501-30
Neo Slide Lag-36"	CL501-36
Neo Slide Lag-42"	CL501-42
Neo Slide Lag-48"	CL501-48
Neo Slide Lag-60"	CL501-60
Neo Slide Lag-72"	CL501-72
EZ-LAG Neo Slide Lag	EZ501
Double Retainers	CLT10
Single Retainers	CLT11

## SKIRTBOARD RUBBER

IBT provides a wide range of skirtboard rubber, made of durable rubber compounds. IBT's skirtboard products are designed to resist impact and abrasion.

SIZE	MATERIAL	SIZE	MATERIAL
1/4" x 4" x 50'	Black SBR	3/8" x 10" x 50'	Black SBR
1/4" x 6" x 50'	Black SBR	3/8" x 12" x 50'	Black SBR
1/4" x 8" x 50'	Black SBR	1/2" x 4" x 50'	Black SBR
1/4" x 10" x 50'	Black SBR	1/2" x 6" x 50'	Black SBR
1/4" x 12" x 50'	Black SBR	1/2" x 8" x 50'	Black SBR
3/8" x 4" x 50'	Black SBR	1/2" x 10" x 50'	Black SBR
3/8" x 6" x 50'	Black SBR	1/2" x 12" x 50'	Black SBR
3/8" x 8" x 50'	Black SBR	1" x 6" x 50'	Black SBR

## PIT COVERS

We offer a variety of pit covers, used for protection against rain water, snow, dirt, etc. in below-ground, grain dump pits. Durable rubber material can be rolled up, making it easy to open and close the pit. IBT can help you order the correct size for any pit.



## DRAG CONVEYORS


IBT wants to work with you to select a durable, long-lasting replacement chain conveying assembly that meets all your specific conveying needs. Standard features include: Steel or cast iron sprockets, external-mount pillow block bearings, 12 ga. metal trough, 14 ga. flat weather covers, stress-proof shafts, UHMW paddles mounted on heavy-duty chain and UHMW return rollers. Component parts are available for both flat and round bottom conveyors:

- **Chain**
- **Paddles (Flights)**
- **Sprockets**
- **Troughs**
- **Lids**
- **Lining Materials**

## CONVEYOR CHAIN

We can match any existing chain styles for both flat and round bottom conveyors, as well as provide the specified attachment brackets with required fasteners.

- **C-55**
- **C-188**
- **WH Series**
- **Forged Chain**



## REPLACEMENT FLIGHTS

### UHMW (Ultra High Molecular Weight) Replacement for all major drag conveyors

The UHMW flights are a top choice for the grain industry due to their strength and ability to withstand abuse in these demanding environments. The abrasion-resistant material has the ability to “flex and give.” Less friction reduces the workloads on drives and motors, in addition to reducing the wear on flights and the trough. The white (virgin) UHMW flights are ideal for food handling due to their naturally slick surface and compliance with Food Additives Laws and Regulation No. 177.1520.

## CONVEYOR SCREWS

It’s important to find the right conveyor screw for your application and material. For highly-abrasive materials, a selection of wear and hard-surfaced flights are available. We also offer quick-detachable conveyor screws to reduce downtime with easy shaft and screw removal.

- **Short Pitch**
- **Stepped Pitch**
- **Tapering Flight**
- **Double Flight**
- **Stepped Diameter**
- **Ribbon Flight**
- **Cone Screw**



## TROUGHS

Order from a selection of heavy-duty troughs in a standard “U,” tubular, rectangular or flared design. Each design is built specifically for the task at hand and to best accommodate the conveyed material.

- **Channel Trough**
- **Drop Bottom Trough**
- **Jacketed Trough**
- **Wide Clearance Trough**
- **Bulkhead Trough**
- **Expansion Joint Trough**
- **Perforated Bottom Trough**
- **Close Clearance Trough**
- **Dust Seal/Sand Seal Trough**
- **Channel Side Trough**
- **High Side Trough**
- **Jacketed Trough**
- **Insulated Conveyor Trough**

## ADDITIONAL COMPONENTS

IBT also supplies: Coupling Shafts & Bolts, Hangers & Hanger Bearings, Trough Ends, Seals, End Bearings, Supporting Saddles & Feet, Covers & Clamps, Inlets, Discharge Spouts, Gates, Drive Reducers, PT Belts, Sheaves + Other Accessory Components

## BUCKET ELEVATORS

Let IBT assist you with your next bucket elevator overhaul. From a head section with urethane liner and UHMW throat plates, down to the boot section with spiral-wrapped wing pulleys, IBT will help you select every piece for your grain bucket elevator based on your needs.

## BUCKETS

Buckets are available in a variety of sizes, punching and venting patterns for precise discharge and high-speed handling. Low profile buckets and custom venting options are also available on request.

- **Economic, High-Density Polyethylene**
  - -120°F to +180°F (210°F intermittent)
  - FDA-approved for grain and food products
- **Nylon**
  - Withstands tough impact abrasion and higher temperatures
  - -60°F to +300°F (350°F intermittent)
  - FDA-approved for grain and food products
- **Urethane**
  - Most flexible and highest abrasion resistance
  - Best for heavy, sticky or sharp materials
  - -60°F to +180°F (210°F intermittent)
  - FDA-approved for grain and food products
- **Metal**
  - Ideal for high-heat applications and high-impact materials
  - Ductile iron, fabricated carbon steel, stainless steel, digger



## BUCKET HARDWARE

We offer every line of elevator bolts, nuts and washers you need to secure the buckets in your bucket elevators, available in carbon and stainless steel.

- **Bolts:** No. 1 Norway, Fanged, No. 3 Eclipse Slotted Heads
- **Nuts and Spacers:** Hex Nut, Large Flange Serrated Lock Nut, Nylon Insert Lock Nut, Poly Spacers
- **Washers:** Flat Washers, Split Ring Lock Washers, Fender Washers, Leather Washers, 1/8" and 1/4" Thick Neoprene Washers



## PULLEYS

Order CEMA standard-duty and heavy-duty pulleys for both your belt and bucket elevator applications from IBT. Select from a wide range of: *Drum Pulleys, Lagging, Spiral Wing Pulleys, Wing Pulleys, Herringbone Pulleys, Hubs, Bushings, Shafts.*

### DRUM PULLEYS

- Available in all CEMA duties.
- Pulley steel rims, hubs and discs are fused into an integral component.
- Continuous welded bond not only provides an effective barrier against invasion of foreign elements, but maximizes pulley strength, balance and concentricity.
- Flat and crown face pulleys are available.



### WING PULLEYS


- Available in all CEMA duties.
- Individual, all-steel wings and gussets expel excessive build-up of material from the area of belt contact which enhances traction and reduces abrasion of both belt and pulley.
- Special self-cleaning angle discharges material away from the belt, aiding in the prevention of material build-up and belt damage.
- Flat and crown face pulleys are available.

### SPIRAL WRAP WING PULLEYS

- Continuous belt contact design eliminates excessive noise and vibration, while still providing a cleaning effect and allowing a path for debris to escape.
- Promotes self-cleaning, helps move material to outside edges of tail pulley.
- Helps smooth out vibrating belt movement, promotes longer belt life than standard wing pulleys.

### CRAFT SLIDE LAGGING

Lower maintenance costs and minimize downtime with slide-lag, designed to increase conveyor and elevator performance. Available in a variety of sizes, IBT has the slide-lag your operation needs.



## IDLERS

All grain and agriculture industry-specific conveyor idlers are available in a wide range of belt widths to meet customers' needs. These styles will not only meet most standard conveyor requirements, but exceed CEMA standards. Additionally, special conveyor idlers can be designed and fabricated for your application. IBT will be happy to help you select the right combination of idlers to fulfill your grain conveying needs.

### Conveyor Idler Specifications Can Include:

- **Various Diameters**
- **Tapered Rollers**
- **Impact**
- **Belt Saver Brackets**
- **Polyurethane Rolls**
- **Guide Rollers**
- **Return Roll Guarding**
- **Stub Rollers**
- **Retro Rolls**



## TROUGHING

Troughing idlers typically contain three rolls with wing roll inclinations of 20, 35 or 45 degrees.

- **Offset Grain Idlers**
- **Unequal Troughing Idlers**
- **Channel Inset Troughing Idlers**
- **Self-aligning Troughing Idlers**
- **Carrier and Return Idlers**



## ELECTRIC MOTORS

Grain business depends on the smooth efficiency of electric motors to keep systems up and running. Many grain elevators, rice mills, dust pellet mills, flour mills, feed mills, etc. are home to some of the most demanding conditions and accident-prone environments for electric motors, therefore increasing the necessity for quality and safety.

**IBT offers a variety of high-performance motors with the essential features you need to safely maintain your agriculture applications.**

- **General Industrial**
- **Premium Efficiency**
- **Severe Duty**
- **Explosion-Proof**
- **Fractional**
- **Air-Handling**
- **Pump Motors**
- **Farm Duty**



## EXPLOSION-PROOF & TEFC MOTORS

**Our team of experts can assist you in the careful selection process of an electrical motor with the features necessary for your hazardous environment.**

Explosion-proof motors are constructed with heavy-duty enclosures that could contain an internal explosion without rupturing, should one occur. This, and other unique features, minimizes damages to ensure a longer motor life, safer systems, energy efficiency and overall reliability.



A Totally Enclosed Fan-Cooled (TEFC) motor refers to an industrial electric motor equipped with an external fan to circulate outside air to the motor. A TEFC motor offers increased protection against weather, dirt and moisture that will help prevent motor failure and extend motor life.

## HOSE

IBT maintains a vast inventory of industrial, hydraulic, material handling and bulk commodity hose and fittings. We have the ideal hose for each medium—and for each hose, the right fitting. Being an approved testing and assembling facility, we can build and test hose assemblies in-house according to your specifications.

- **Grain Vac Hose**
- **Hydraulic Hose**
- **Rigid Suction Hose**
- **Flexible Discharge Hose**
- **Material Handling Hose**
- **Air and Multi-Purpose Hose**
- **Ventilation & Ducting Hose**
- **Bulk Commodity Hose**
- **Food Transfer Hose**
- **Industrial Hose**
- **Metal Hose**
- **Fittings & Adapters**

## BULK MATERIAL HANDLING HOSE

**Hard Wall** – Rigid suction hose for the pneumatic conveying of flour, grains and sugar.

- **Sanitary FDA-approved with 3/16" white liner**
- **Reinforced with high tensile helical steel wire**
- **Available in a variety of diameters**
- **Cut-to-length for your application**

**Soft Wall** – Flexible discharge hose used for conveying edible food products under pressure.

- **Sanitary FDA-approved with 3/16" white liner**
- **High tensile strength textile weave**
- **Built-in static wire**
- **Available in a variety of diameters**
- **Cut-to-length for your application**

**Full Custom Hose Assemblies** – Custom size and length hose assemblies are available from our vendors, along with standard and custom size spout/chute end sleeves and transitions.

- **Stainless steel or aluminum cam & groove fittings**
- **Crimp collars, spiral clamps, stainless steel band clamps**
- **Food grade gaskets**
- **Locking ears**





## SAFETY

IBT has everything you need to provide a high level of safety in your workplace—especially one with as many hazardous conditions as the grain industry. We also provide comprehensive consulting and training services to assist your facility with regulatory compliance.



## COMBUSTIBLE DUST PROTECTION

Continuous housekeeping and sanitation should be top priorities at all grain elevators and flour and feed mills. Additional products, such as gas detection instrumentation and intrinsically safe flashlights, can also be utilized as key preventive measures.

- **Filters**
- **Intrinsically Safe Lights**
- **Gas & Particulate Detection**
- **Hazardous Duty Circulation Fans**

## PPE

Your safety is our number one priority. We offer a full line of personal protective equipment for everyday safety and want to fully equip you with the right gear for the job. Protect your team from harmful airborne contaminants by stocking up on hard hats, gloves, eye protection and respiratory protection.

- **Head & Face Protection**
- **Hearing Protection**
- **High Visibility Clothing**
- **Protective Apparel**
- **Protective Communications**
- **Protective Eyewear**
- **Respiratory Protection**
- **Hand Protection**
- **Signage**
- **Intrinsically Safe Radios**

## FALL PROTECTION

To ensure grain safety, we also offer a full line of tripod, quad arm and davit arm entry systems. Safe grain bin entry can prevent fatal hazards of grain entrapment and engulfment.

- **Harnesses**
- **Self-Retracting Lifelines**
- **Anchorage Connectors**
- **Body Belts**
- **Work Seats**
- **Rescue Systems**
- **Lanyards**
- **Carabiners**
- **Descent Equipment**
- **Work baskets**
- **Platforms**
- **Chairs**
- **Mechanical Arms**

## SERVICES & TRAINING

Take advantage of our many consulting and training services made available to you. IBT can create custom training programs that are developed specifically for your organization. Contact our training experts to schedule a course today!

- **Air Monitoring**
- **Hearing Conservation**
- **Conducting Effective Safety Meetings**
- **Confined Space Entry/Rescue**
- **General Workplace Safety**
- **HazCom-Hazard Communication**
- **Heat Stress**
- **Lock Out/Tag Out**
- **OSHA Record Keeping**

## BEARINGS & PT

Whether you are replacing an existing bearing or power transmission product, or specifying bearings or power transmission products for new applications, let IBT be your full-service supplier. Our technical service representatives welcome the opportunity to help you reduce downtime, increase productivity and improve performance.

- **Bearings**
  - *Ball Bearings*
  - *Roller Bearings*
  - *Bronze Bearings*
  - *Mounted Bearings*
  - *Oil Seals*
  - *O-Rings*
  - *Lubricants*
- **Bushings**
- **PT Belts & Sheaves**
- **Roller Chain & Sprockets**
- **Couplings**



